

CONTENTS

Cited in: BIOSIS/Biological Abstracts; CAB Abstracts; Chemical Abstracts Services; Current Contents (Life Sciences); EMBASE/Excerpta Medica; International Pharmaceutical Abstracts; PUBMED/MEDLINE/Index Medicus; Polymer Contents; Science Citation Index. Also covered in the abstract and citation database Scopus®. Full text available in ScienceDirect®

COVER STORY

390–390

Probing the mechanism of drug release from liposomes

Kinam Park

Purdue University, Biomedical Engineering and Pharmaceutics, West Lafayette, IN 47907, USA

REVIEWS

102–113

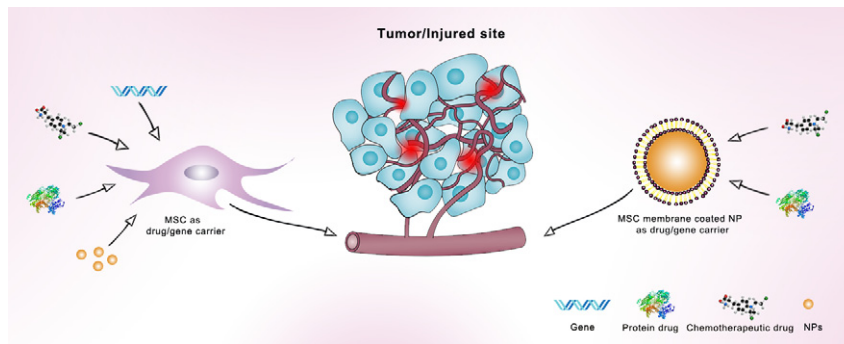
Mesenchymal stem cell-based drug delivery strategy: from cells to biomimetic

Hong-Hui Wu<sup>a</sup>, Yi Zhou<sup>a</sup>, Yasuhiko Tabata<sup>b</sup>, Jian-Qing Gao<sup>a,c</sup>

<sup>a</sup>Institute of Pharmaceutics, College of Pharmaceutical Sciences, Zhejiang University, China

<sup>b</sup>Laboratory of Biomaterials, Department of Regeneration Science and Engineering, Institute for Frontier Life and Medical Sciences, Kyoto University, Kyoto, Japan

<sup>c</sup>Dr. Li Dak Sum & Yip Yio Chin Center for Stem Cell and Regenerative Medicine, Zhejiang University, Hangzhou, Zhejiang, China



114–130

Rational combination immunotherapeutic approaches for effective cancer treatment

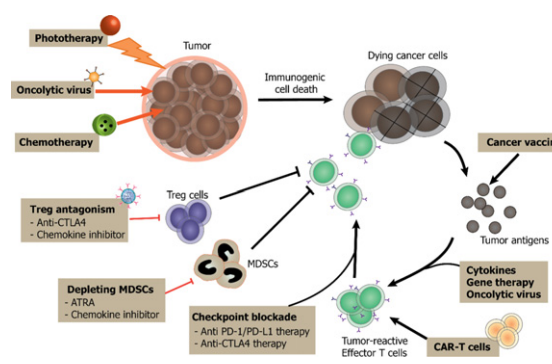
Cao Dai Phung<sup>a</sup>, Hanh Thuy Nguyen<sup>a</sup>, Tuan Hiep Tran<sup>b,c</sup>, Han-Gon Choi<sup>d</sup>, Chul Soon Yong<sup>a</sup>, Jong Oh Kim<sup>a</sup>

<sup>a</sup>College of Pharmacy, Yeungnam University, 280 Deahak-ro, Gyeongsan 38541, Republic of Korea

<sup>b</sup>Department for Management of Science and Technology Development, Ton Duc Thang University, Ho Chi Minh City, Viet Nam

<sup>c</sup>Faculty of Pharmacy, Ton Duc Thang University, Ho Chi Minh City, Viet Nam

<sup>d</sup>College of Pharmacy, Institute of Pharmaceutical Science and Technology, Hanyang University, 55, Hanyangdaehak-ro, Sangnok-gu, Ansan 426-791, South Korea



(Contents continued on inside back cover)

@ Additional material available online.




0168-3659(20190128)294:C:1-5

Available online at [www.sciencedirect.com](http://www.sciencedirect.com)

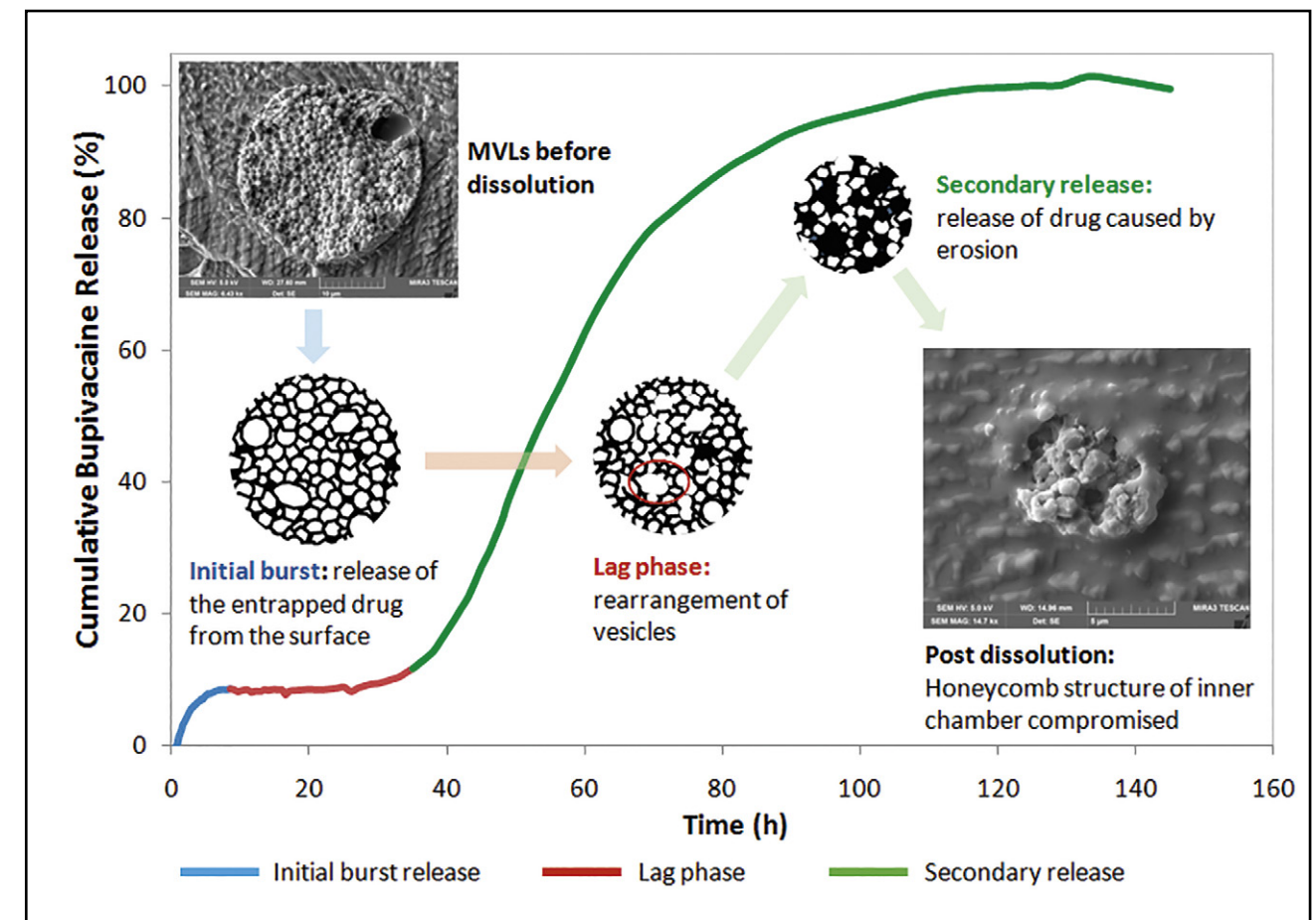
ScienceDirect

05054



# journal of controlled release

OFFICIAL JOURNAL OF THE CONTROLLED RELEASE SOCIETY AND THE JAPANESE SOCIETY OF DRUG DELIVERY SYSTEM



COVER STORY

Probing the mechanism of drug release from liposomes

The *Journal of Controlled Release* (JCR) publishes high-quality research articles in the broad field of delivery science and technology. This includes drug delivery systems and all aspects of formulations, such as physicochemical and biological properties of drugs, design and characterization of dosage forms, release mechanisms, *in vivo* testing, and formulation research and development in the disciplines of pharmaceutical, diagnostic, agricultural, environmental, cosmetic, and food industries. Manuscripts that advance fundamental understanding of principles and/or demonstrate advantages of novel technologies in safety and efficacy over current clinical standards will be given priority. Each issue has the cover story highlighting the significance of a selected article published in the issue. At the end of each quarter, the JCR editors select "The Editors' Choice" from the published research articles.

© 2019 Elsevier B.V. All rights reserved.

This journal and the individual contributions contained in it are protected under copyright by Elsevier B.V., and the following terms and conditions apply to their use:

#### Photocopying

Single photocopies of single articles may be made for personal use as allowed by national copyright laws. Permission of the Publisher and payment of a fee is required for all other photocopying, including multiple or systematic copying, copying for advertising or promotional purposes, resale, and all forms of document delivery. Special rates are available for educational institutions that wish to make photocopies for non-profit educational classroom use.

For information on how to seek permission visit [www.elsevier.com/permissions](http://www.elsevier.com/permissions) or call (+44) 1865 843830 (UK) / (+1) 215 239 3804 (USA).

#### Derivative Works

Subscribers may reproduce tables of contents or prepare lists of articles including abstracts for internal circulation within their institutions. Permission of the Publisher is required for resale or distribution outside the institution.

Permission of the Publisher is required for all other derivative works, including compilations and translations (please consult [www.elsevier.com/permissions](http://www.elsevier.com/permissions)).

#### Electronic Storage or Usage

Permission of the Publisher is required to store or use electronically any material contained in this journal, including any article or part of an article (please consult [www.elsevier.com/permissions](http://www.elsevier.com/permissions)).

Except as outlined above, no part of this publication may be reproduced, stored in a retrieval system or transmitted in any form or by any means, electronic, mechanical, photocopying, recording or otherwise, without prior written permission of the Publisher.

#### Author inquiries

You can track your submitted article at <http://www.elsevier.com/track-submission>. You can track your accepted article at <http://www.elsevier.com/trackarticle>. You are also welcome to contact Customer Support via <http://service.elsevier.com>.

#### Language (usage and editing services)

Please write your text in good English (American or British usage is accepted, but not a mixture of these). Authors who feel their English language manuscript may require editing to eliminate possible grammatical or spelling errors and to conform to correct scientific English may wish to use the English Language Editing service available from Elsevier's WebShop <http://webshop.elsevier.com/languageediting/> or visit our customer support site <http://service.elsevier.com> for more information.

#### Illustration services

Elsevier's WebShop (<http://webshop.elsevier.com/illustrationservices>) offers Illustration Services to authors preparing to submit a manuscript but concerned about the quality of the images accompanying their article. Elsevier's expert illustrators can produce scientific, technical and medical-style images, as well as a full range of charts, tables and graphs. Image 'polishing' is also available, where our illustrators take your image(s) and improve them to a professional standard. Please visit the website to find out more.

**Publication information:** *Journal of Controlled Release* (ISSN 0168-3659). For 2019, volumes 293–316 are scheduled for publication. Subscription prices are available upon request from the Publisher or from the Elsevier Customer Service Department nearest you or from this journal's website (<http://www.elsevier.com/locate/jconrel>). Further information is available on this journal and other Elsevier products through Elsevier's website (<http://www.elsevier.com>). Subscriptions are accepted on a prepaid basis only and are entered on a calendar year basis. Issues are sent by standard mail (surface within Europe, air delivery outside Europe). Priority rates are available upon request. Claims for missing issues should be made within six months of the date of dispatch.

**Orders, claims, and journal inquiries:** please contact the Elsevier Customer Service Department nearest you:

**St. Louis:** Elsevier Customer Service Department, 3251 Riverport Lane, Maryland Heights, MO 63043, USA; phone: (877) 8397126 [toll free within the USA]; (+1) (314) 4478878 [outside the USA]; fax: (+1) (314) 4478077; e-mail: [JournalCustomerService-usa@elsevier.com](mailto:JournalCustomerService-usa@elsevier.com)

**Oxford:** Elsevier Customer Service Department, The Boulevard, Langford Lane, Kidlington, Oxford OX5 1GB, UK; phone: (+44) (1865) 843434; fax: (+44) (1865) 843970; e-mail: [JournalsCustomerServiceEMEA@elsevier.com](mailto:JournalsCustomerServiceEMEA@elsevier.com)

**Tokyo:** Elsevier Customer Service Department, 4F Higashi-Azabu, 1-Chome Bldg, 1-9-15 Higashi-Azabu, Minato-ku, Tokyo 106-0044, Japan; phone: (+81) (3) 5561 5037; fax: (+81) (3) 5561 5047; e-mail: [JournalsCustomerServiceJapan@elsevier.com](mailto:JournalsCustomerServiceJapan@elsevier.com)

**The Philippines:** Elsevier Customer Service Department, 2nd Floor, Building H, UP-Ayalaland Technohub, Commonwealth Avenue, Diliman, Quezon City, Philippines 1101; phone: (+65) 63490222; fax: (+63) 2 352 1394; e-mail: [JournalsCustomerServiceAPAC@elsevier.com](mailto:JournalsCustomerServiceAPAC@elsevier.com)

**Sponsored Supplements and/or Commercial Reprints:** For more information please contact Elsevier Life Sciences Commercial Sales, Radarweg 29, 1043 NX Amsterdam, The Netherlands; phone: (+31) (20) 485 2939 / 2059; e-mail: [LSCS@elsevier.com](mailto:LSCS@elsevier.com)

**Advertising information:** If you are interested in advertising or other commercial opportunities please e-mail [Commercialsales@elsevier.com](mailto:Commercialsales@elsevier.com) and your enquiry will be passed to the correct person who will respond to you within 48 hours.

**USA mailing notice:** *Journal of Controlled Release* (ISSN 0168-3659) is published semimonthly by Elsevier B.V., Radarweg 29, 1043 NX Amsterdam, The Netherlands. Periodicals postage paid at Jamaica, NY 11431 and additional mailing offices.

**USA POSTMASTER:** Send change of address to *Journal of Controlled Release*, Elsevier Customer Service Department, 3251 Riverport Lane, Maryland Heights, MO 63043, USA.

**AIRFREIGHT AND MAILING** in USA by Air Business Ltd., c/o Worldnet Shipping Inc., 156-15, 146th Avenue, 2nd Floor, Jamaica, NY 11434, USA.

#### Notice

No responsibility is assumed by the Publisher or the Controlled Release Society for any injury and/or damage to persons or property as a matter of products liability, negligence or otherwise, or from any use or operation of any methods, products, instructions or ideas contained in the material herein. Because of rapid advances in the medical sciences, in particular, independent verification of diagnoses and drug dosages should be made.

Although all advertising material is expected to conform to ethical (medical) standards, inclusion in this publication does not constitute a guarantee or endorsement of the quality or value of such product or of the claims made of it by its manufacturer.

© The paper used in this publication meets the requirements of ANSI/NISO Z39.48-1992 (Permanence of Paper)

For a full and complete Guide for Authors, please go to <http://www.elsevier.com/locate/jconrel>

(contents continued from outside back cover)

### 131–153

#### Nano-based smart pesticide formulations: Emerging opportunities for agriculture

Sandeep Kumar<sup>a,e</sup>, Monika Nehra<sup>a,b</sup>, Neeraj Dilbaghi<sup>a</sup>, Giovanna Marrazza<sup>c,d</sup>, Ashraf Aly Hassan<sup>e</sup>, Ki-Hyun Kim<sup>f</sup>

<sup>a</sup>Department of Bio and Nano Technology, Guru Jambheshwar University of Science and Technology, Hisar, Haryana 125001, India

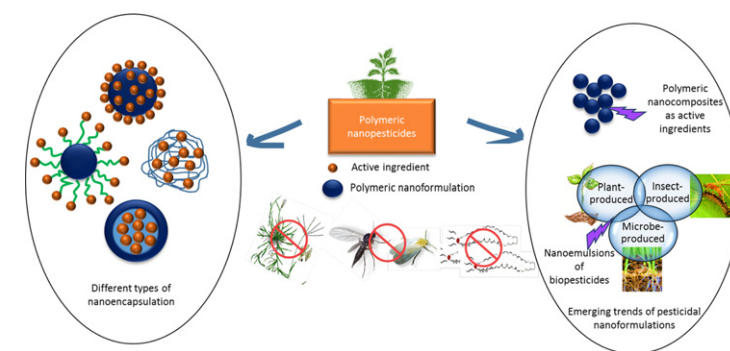
<sup>b</sup>Department of Electronics and Communication Engineering, Guru Jambheshwar University of Science and Technology, Hisar, Haryana 125001, India

<sup>c</sup>Department of Chemistry "Ugo Schiff", University of Florence, Via della Lastruccia 3, 50019 Sesto Fiorentino, Florence, Italy

<sup>d</sup>Istituto Nazionale Biostrutture e Biosistemi (INBB), Unit of Florence, Viale delle Medaglie d'Oro 305, 00136, Roma, Italy

<sup>e</sup>Department of Civil Engineering, College of Engineering, University of Nebraska Lincoln, P.O. Box 886105, Lincoln, NE 68588-6105, USA

<sup>f</sup>Department of Civil & Environmental Engineering, Hanyang University, 222 Wangsimni-Ro, Seoul 04763, South Korea



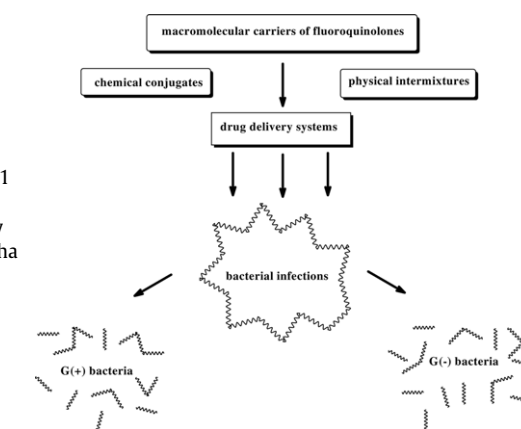
### 195–215

#### Current state of the polymeric delivery systems of fluoroquinolones – A review

Karolina Mulas<sup>a</sup>, Zdzisława Stefanowicz<sup>b</sup>, Ewa Oledzka<sup>a</sup>, Marcin Sobczak<sup>a</sup>

<sup>a</sup>Department of Biomaterials Chemistry, Chair of Analytical Chemistry and Biomaterials, Faculty of Pharmacy With the Laboratory Medicine Division, Medical University of Warsaw, 1 Banacha St., Warsaw 02-097, Poland

<sup>b</sup>Department of Analytical Chemistry, Chair of Analytical Chemistry and Biomaterials, Faculty of Pharmacy with the Laboratory Medicine Division, Medical University of Warsaw, 1 Banacha St., Warsaw 02-097, Poland



### 311–326

#### Applications of $\pi$ - $\pi$ stacking interactions in the design of drug-delivery systems

Wan-Ru Zhuang<sup>a</sup>, Yi Wang<sup>a</sup>, Peng-Fei Cui<sup>a,b,c,d</sup>, Lei Xing<sup>a,b,c,d</sup>, Jaiwoo Lee<sup>e</sup>, Dongyoon Kim<sup>f</sup>, Hu-Lin Jiang<sup>a,b,c,d</sup>, Yu-Kyoung Oh<sup>f</sup>

<sup>a</sup>State Key Laboratory of Natural Medicines, Department of Pharmaceutics, China Pharmaceutical University, Nanjing 210009, China

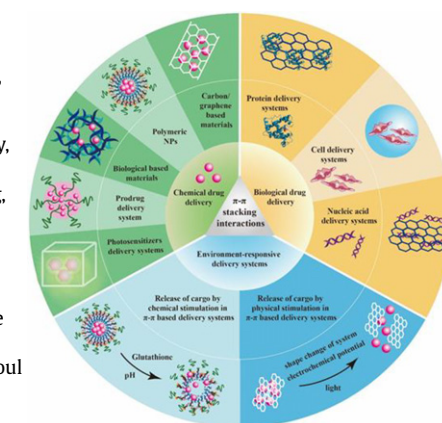
<sup>b</sup>Jiangsu Key Laboratory of Druggability of Biopharmaceuticals, China Pharmaceutical University, Nanjing, 210009, China

<sup>c</sup>Jiangsu Key Laboratory of Drug Screening, China Pharmaceutical University, Nanjing 210009, China

<sup>d</sup>Jiangsu Key Laboratory of Drug Discovery for Metabolic Diseases, China Pharmaceutical University, Nanjing 210009, China

<sup>e</sup>Department of Molecular Medicine and Biopharmaceutical Sciences, Graduate School of Convergence Science, Seoul National University, Seoul 08826, South Korea

<sup>f</sup>College of Pharmacy and Research Institute of Pharmaceutical Sciences, Seoul National University, Seoul 08826, South Korea



(Contents continued on last page of this issue)